

Preparing for the Show. 4-H new rule changes.

By: Ryan Harrell



4-H Rule Changes 2006-2007

- ▶ Indiana State Fair Clipping Rule!
- ▶ Pigs must have 1/2 inch of hair on top and the sides.



Clipping Rules

Clipping and Blending Hair



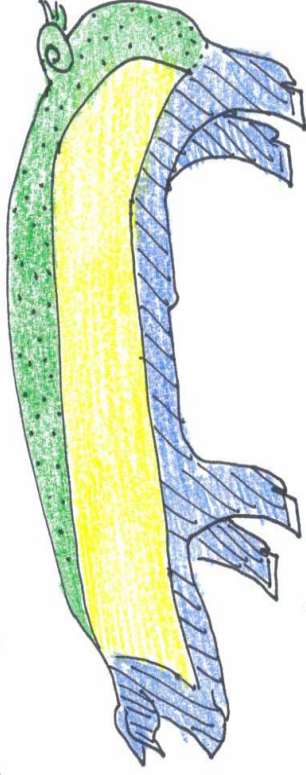


No Guard

$\frac{1}{2}$ " Guard

$\frac{3}{4}$ " Guard

2006 INDIANA STATE FAIR Rule.
All HAIR on TOP and SIDES of a pig must Be
 $\frac{1}{2}$ " long OR you Can't Show.



Clipping Rules

- ▶ If you shave your pig bald you will need to do it about 1 ½ months before the show.
- ▶ The hair coat will need time to regrow back.
- ▶ Best recommendation is to use guards to clip your pigs.

Other 4-H Rule Changes

- ▶ 2006 Paylean feeding changes. No longer can you feed the 18 gram level. (will be discussed later)
- ▶ Make sure you have a Premise ID number.
- ▶ In 2007 pigs will no longer need health paper in order to show.

Preparing For The Show

- ▶ Exercising Your Pig
- ▶ Showmanship
- ▶ Equipment
- ▶ PQA Certification
- ▶ Paper Work
 - Ear Notch Papers
 - Registration Papers

Exercising Your Pig

- ▶ **When should I exercise my pig?**
- ▶ It is best to exercise your pig during the morning or the evening. Early morning and late night is much cooler weather to exercise your pig.

Exercising Your Pig

- ▶ **How often do I need to exercise my pig?**
 - How Many People Think Every Day You Need to Exercise your Pigs?

Actually: You shouldn't exercise your pigs everyday because you burn too much energy. Lame pigs need to rest when they are injured.

Exercise every other day, every three days, or once a week.

Exercising Your Pig

- ▶ **How long do I need to exercise my pig?**
 - **Try not to over work your pig and never exercise your pig over an hour. It is best to work with your pig for 20 minutes to 40 minutes. When the pig starts to get winded or tired then it is a good time to be finished.**

Showmanship






- ▶ When should you start practicing showmanship?



Showmanship

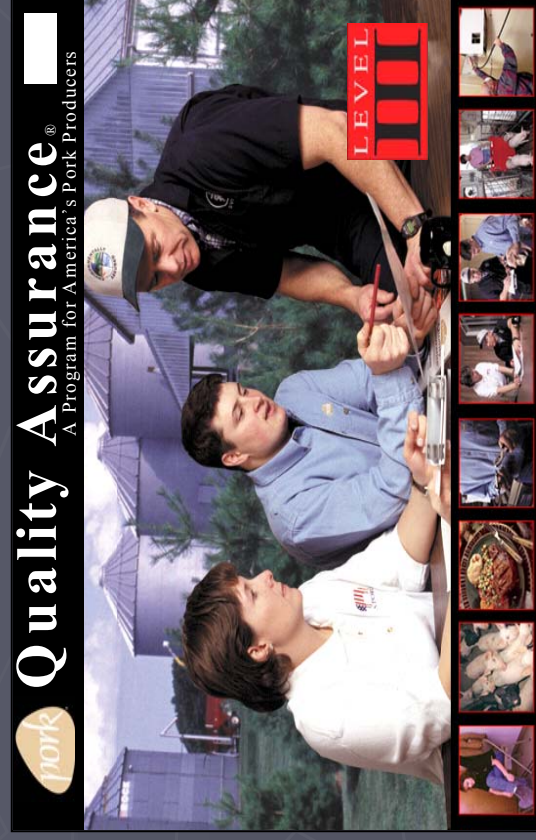
- As soon as you can start thinking and practicing showmanship.
- You won't be successful in showmanship if you start practicing two weeks before the fair.
- Walk or Exercise your pig at home and teach it showmanship. Practice driving your pig to a certain area, penning it, moving it around objects.

Equipment Needed for the Fair

- ▶ show box and pad lock 
- ▶ scrub brush 
- ▶ small brush that fits in the pocket of your pants
- ▶ mild soap, such as Orvus
- ▶ clippers 
- ▶ cane, pipe, or whip 
- ▶ rags (to wash out ears and wipe off feet)
- ▶ water bucket and feed pan
- ▶ oil or show shine
- ▶ Fan, wire, power strip, extension cords, tape, tools 
- ▶ Saw Dust

PQA

- ▶ Check with the Extension Office and your 4-H leader to make sure your PQA certification is up to date.



Paper Work for the Fair

- ▶ Take your:
 - Ear Notch Papers,
 - Registration Papers on Purebreds.

In 2007 Pigs will no longer need health papers in order to show at the fair.

Question

