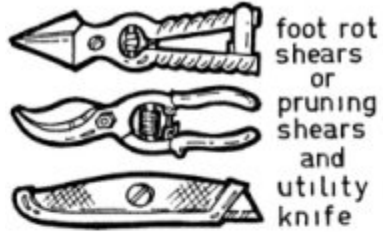


Hoof Trimming

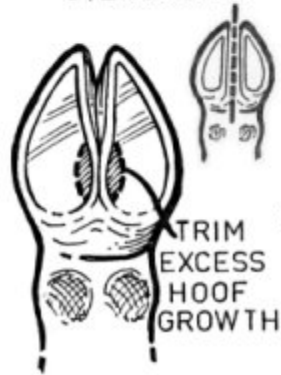
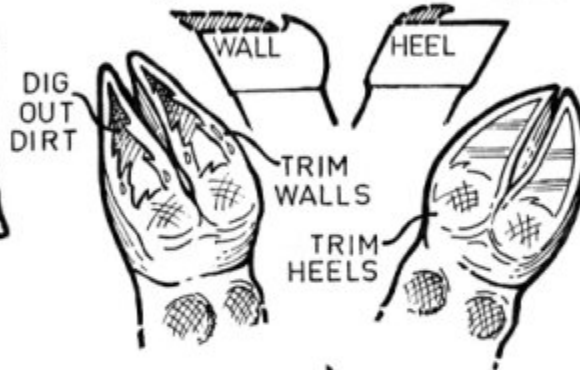
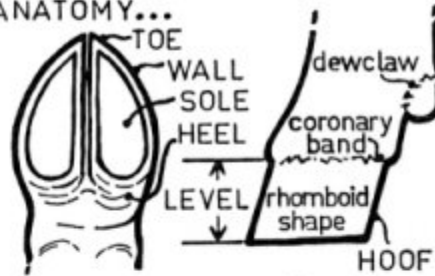
by Nancy Peach

HOOF TRIMMING.....

TOOLS...

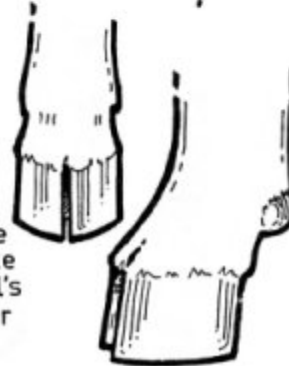


ANATOMY...



* if the hoofs are trimmed regularly the job is much easier

* if the goat bleeds use some iodine and make sure the animal's tetanus booster is up to date



RESTRAINING THE GOAT



BENCH WITH TWO EYE BOLTS
ALLOWS YOU TO SIT AND SWITCH
HAVE A FRIEND HELP

OR YOU CAN
SQUEEZE AGAINST A WALL



USE A MILKING STANCHION



STRADDLE TO DO REAR



Excerpts from:

Kinne, Maxine, ed. [Pygmy Goats: Best of Memo 2 \(1982-1987\)](#)

National Pygmy Goat Association: pp 52-53

This document is for informational purposes only and is in no way intended to be a substitute for medical consultation with a qualified veterinary professional. The information provided through this document is not meant to be used in the diagnosis or treatment of a health problem or disease, nor should it be construed as such.