

GOAT SHOWMANSHIP



NEXT

What is Goat Showmanship?


- ❖ Area of livestock showing which the you, the exhibitor, has the most control
- ❖ Judged on **YOUR** abilities to control and present your goat by bringing out its best characteristics, not based on the quality of the goat
- ❖ How well you and your goat work together as a **TEAM**; so to speak

Goat Showmanship can teach many valuable lessons. These lessons include:

- ✦ **Responsibility**
- ✦ **Goal Setting and Attaining**
- ✦ **Character Building**
- ✦ **Confidence Building**

**❖ Some people are natural showmen,
but all exhibitors can learn ways to
improve their showmanship skills**

3 KEYS TO BECOMING A GOOD SHOWPERSON



← **Advanced Planning**

← **Practice**

← **Hard Work and Dedication**

ADVANCED PLANNING

- 👉 Showmanship does not begin the day of the show, it begins at **home** with something called ***Preparation***
- 👉 ***Preparation*** begins with the training of your goat
- 👉 Some goats are easy to gentle and train, while others are difficult and take more time

ADVANCED PLANNING

👉 Unlike lambs, goats are shown with a nylon collar or chain

👉 **PICTURE**



ADVANCED PLANNING

- ☞ Catch the goat and using a collar/chain, tie the goat to a fence or post
- ☞ **DO NOT** leave the goat unattended or in a place it can hurt itself
- ☞ The goat will begin to gentle and get used to the collar/chain

ADVANCED PLANNING

- ➡ After the goat gentles and no longer fights the collar/chain, it is time to start teaching the goat to lead
- ➡ Use the collar/chain to keep the goat's head up while teaching him to lead

ADVANCED PLANNING

- ☞ If at first the goat does not want to lead, reach back and gently pull up on the goats tail
- ☞ Do not fight the goat, time and patience are required
- ☞ Once the goat begins to lead, the next step


ADVANCED PLANNING



👉 With enough time and effort spent with your goat, you two will soon become a team!!

👉 **PICTURE**

PRACTICE

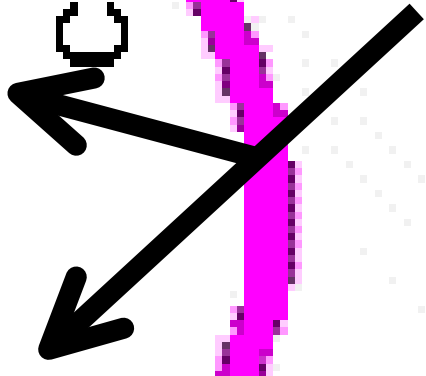

- ➡ After the goat begins to lead it is know time to practice setting its feet
- ➡ The goats feet should be set squarely underneath it body like the diagram on the next page represents





A

CORRECT



B

C

INCORRECT

PRACTICE

- ❖ To achieve this, set the front legs first, then place the hind legs
- ❖ Keep the body and neck straight
- ❖ Head should be in a high “proud” position using the collar/chain
- ❖ **DO NOT BRACE YOUR GOAT**, it is not a lamb

Kentucky Dairy & Meat Goat Producer's Association.

to the sponsors who made this show possible: Financial support.
how your appreciation by supporting these

- SOUTHERN STATES CHAP
- M.E. & MARGA JENKINS
- MAREN & DAVID HARRIS
- SLATE WOODS FARM
- GARDEN GATE RIVER GOATS
- CAPRINE SUPPLY
- TALLEY NET SUPPLY
- LULY'S WILDWIND RIVER GOATS
- ANDY BRICKER - GOATS & MORE
- KEITH JEFFREY, ETC.
- THE FARMERS FROM PUBLIC...
- FARM V...
- WATTS...
- MYERS...
- RAMAD...
- HEAST GATE EQUIPMENT
- ... INC.
- HUNT
- SUPPLY
- ... GOATS
- ... SUPPLIES
- predinator

Don Smith, Judge
C.; Mary Jo Cool




PRACTICE

- ✂️ Let the goat get used to standing in this position
- ✂️ Practice setting and resetting the goat's legs
- ✂️ Sometimes if classes are big show day, the goat may be standing for a long period of time

PRACTICE

As the old saying goes, "Practice makes perfect!"



DRESSING FOR THE SHOW

- Be neat in appearance, but do not overdress-you are showing the goat not yourself
- Wear clean pants-jeans or khaki's
- A nice button up shirt or polo shirt-TUCKED IN
- DO NOT wear a hat or cap in the show ring
- A neat appearance will make a positive impression on the judge

SHOW TIME

- First **YOU** must have confidence in **YOURSELF**
- By completing the preparation activities (working at home) you will do an effective job exhibiting your goat!
- Don't be nervous
- If possible, watch the class before yours to see how the judge works the goats
- By watching the class before, you will feel more comfortable and confident by knowing what will take place

SHOW RING ENTRY

- Be prompt and on time
- Establish eye contact with judge on entry
- Enter the show ring leading your goat from the left side of the animal
- Always walk clockwise in the show ring
- Speed is critical (A slow walk)
- Keep the Goat's head up (becareful not to have the head so high that the topline drops and the feet and legs become ackward.

ENTRY TO SET

- The judge or a ring steward will direct you on what to do and where to set your goat up
- Keep the circle big on the move
- Allow adequate spacing on the move and when setting
- When person lines you up, know where your judge is and quickly yet smoothly set the goat up squarely and evenly on all four feet
- Set the end closest to Judge first
- Once the goat is set up where it looks its best, continue to watch the judge and SMILE 😊!!

SETTING

- Keep the goats body, neck, and head in a straight line
- Make sure the head is up
- Maintain eye contact
- Know where the judge is at all times as well as making sure your goat stays set up squarely
- Check the goat check the judge
- Set the goat and leave him set. If you continue to reset the judge will assume your having trouble.

HANDLING

- Be prepared by having the goat setup as judge moves down the line.
- Slow smooth transitions around the front to not spook the goat and lose the good look.
- When the judge gets ready to handle your goat, move in front of the goat to keep it from jumping forward
- **DO NOT BRACE THE GOAT!!** It is not a lamb!

AFTER HANDLING

- After the judge handles your goat, he/she will generally step back and look at the animal
- Be sure to let the judge see a good, clean view of your goat by stepping back a few inches from the animal
- Remember!! When the goat looks good your doing good. Feet out on the corners, head up and topline straight.
- Remember!! Always keep the goat between you and the judge
- Pay attention and watch the judge, making sure not to miss any instructions

Pulling from a Side View to Reset in a side by side.

- **Pay attention and make sure you don't miss the judge pulling you**
- **Before pulling establish eye contact and locate the judge**
- **Make sure you are on the opposite side of the animal from the judge**
- **Pull in line on the first goat reset, then reset quickly but smoothly setting end closest to judge first.**

CARDINAL SINS

- Walking behind the goat
 - Blocking the judges view
 - Bracing your goat
 - Setting the goats feet farthest from the judge first
 - Little or no eye contact
 - Being out of line
 - Goat is not set up
 - Dirty goat
 - Losing patience with goat
- ☹️ Frowning

Goat Questions

- **What is your goat's weight?**
- **How old is your goat?**
- **What are you feeding your goat?**
- **How much are you feeding your goat?**
- **What breed or cross is your goat?**
- **Which view of you goat is best?**
- **What will you hide from me (the Judge)?**

Goat Questions

- **Where is the loin (all parts) on your goat?**
- **What is the dressing % of goats?**
- **What is the ideal market weight?**
- **What do you use to worm your goats?**
- **Is you goat too fat or to thin or just right.**
- **Would your goat look better heavier or lighter? Why?**

Showmanship Questions

- Is your goat a dairy, meat, or fiber goat?
- What sex is your kid?
- What did you shear your goat with?
- Why did you shear your kid with that particular shearing machine and blades?
- How long ago did you shear your goat?
- Why do you use a chain or collar to show your goat?

Showmanship Questions

- How much backfat does your goat have?
- What will be the dressing % of your goat?
- What will be the USDA grade of your goat?
- How large is the loin eye area on your kid?
- Should kids be disbudded?
- Should kids be castrated?
- How much water does your kid drink each day?

Showmanship Questions

- What is the percent protein of the ration you are feeding?
- Why are ethics important in the showing?
- What has been the most valuable thing you have learned through your goat project?
- What has your involvement in the goat project meant to you?
- What has been the most enjoyable part of your goat project to you and why?

Showmanship Questions

- What has been the least enjoyable part of your goat project and why?
- If money was not a factor, what would you do in the goat industry?
- As a spokesman for the livestock industry, why should a child show goats?
- Who has made the biggest impact on you in your showing career and why?
- Would you allow a professional fitter to groom/clip/fit your goat? Why or why not?

When do you quit showing?

- **A** After your pulled and setup
- **B** When the judge is looking at the other exhibitors animals
- **C** When the judge is talking on the microphone
- **D** When you put the goat up in the pen.

Over Showing is when ...

- A. The show person drives too fast
- B. The show person is animated in away that takes the attention away from the hog.
- C. The show person keeps the pig too close to the judge
- D. All the above

What does it mean when a judge uses the term stale at a goat show?

- A** Bloomy, on feed, healthy, slick appearing coat
- B** Thin, off of feed, unhealthy, rough hair coat, old
- C** The feed that you are feeding is low quality and low in nutrients
- D** The kid is in peak condition and ready to be sold to market that day

What does the term thick-hided mean?

A

A very stubborn goat kid

B

Paper thin, smooth hide

C

A kid whose hair is going to fall out soon because it has too much finish

D

The hide is thick and heavy

What does it mean when a judge uses the term fresh at a goat show?

- A** Bloomy, on feed, healthy, slick appearing
- **B** Thin, off of feed, unhealthy, and a rough hair coat
- **C** A goat that has just been clipped by a professional groomer
- **D** An eight year old doe that has been out on pasture for the past several months.

What percentage hindsaddle should a goat be?

A

30%

B

40%

C

50%

D

75%

Do goat carcasses have marbling like a
steer carcass?

A

Yes

B

No

What percentage frontsaddle should a goat be?

A

50%

B

60%

C

65%

D

75%

Which of these matures the fastest?

A

Bucks

B

Wethers

C

Does

All of these parts are located in the
frontsaddle of a kid except _____.

A

Loin

B

Breast

C

Rack

D

Shoulder

What does the term parrot-mouthed mean?

A

The bottom jaw is longer than the top jaw.

B

The kid has a long, skinny, beak like mouth.

C

The top jaw is longer than the bottom jaw.

D

The kid has no teeth.

What does the term “U-necked” mean?

- A The kid’s neck does not come out at the top of the shoulder blades.
- B The kid has normal neck placement at the top of the shoulder blades.
- C The kid is hungry and excited to see you.
- D The kid has a bend or arch in its neck due to a neurological disease.

What does the term cow-hocked mean?

- A** The hocks of the kid are turned or bowed outward, from the rear view.
- B** The animal has too much set to the hock and keeps its legs way up underneath it's body, from the side view.
- C** The hocks of the kid are turned or bowed inward towards each other, from the rear view.
- D** The animal has no set to the hock and walks stiff legged.

What does it mean when the judge uses term green?

- A A kid that exhibits symptoms of disease
- B Too thin
- C Too fat
- D Goats with grass scours

What does it mean when the judge uses the term “steep-rumped”?

- A Not level from loin to rump
- B A really tall doe, kid, or buck.
- C Post-legged
- D Too much slope from hooks to pins

What does it mean when the judge uses the term “balanced”?

- A The animal is heavily muscled.
- B All body parts are proportional to each other.
- C The animal is very rugged, deep sided, and short bodied
- D The animal looks like it was put together in pieces.

What does it mean when the judge uses the term “pinched in the heart”?

- A An animal that has a heart valve condition
- B An obvious restriction of the rib cage behind the shoulders or shallow ribbed
- C An animal that has a much smaller than usual heart
- D An animal that is deep ribbed and has good capacity

What does it mean when the judge uses the term “easy-fleshing”?

A

A goat that is easy to clip or fit with shears

B

A goat that it is easy to remove the hide or flesh from at the packing plant

C

A doe that is hard to keep weight on

D

An open ribbed, high volumed, broody looking doe that is easy to feed

What does it mean when the judge uses the term “splay-footed”?

- A A goat whose toes turn outward when looking at the front view
- B A goat whose toes turn inward when looking at the front view
- C A goat whose legs turn inward when looking at the rear view
- D A goat whose legs turn outward when looking at the rear view

What does the term “pigeon-toed” mean?

- A** A goat whose toes turn outward when looking at the front view
- B** A goat whose toes turn inward when looking at the front view
- C** A goat whose legs turn inward when looking at the rear view
- D** A goat whose legs curve outward when looking at the rear view

What does the term “bow-legged” mean?

- A** An inward curvature to the hocks in the rear view
- B** A goat where the toes are turned inward in the front view
- C** A goat where the toes are turned outward in the front view
- D** An outward curvature to the hocks in the rear view

What does the term “post-legged” mean?

- A A goat that has too much set to the hock and keeps it's legs way up underneath body
- B A goat that has really skinny and narrow legs
- C A goat that has very large boned legs
- D A goat that does not have enough set to the hock and legs are too straight up and down

What does the term monkey mouthed mean?

A

The top jaw is longer than the bottom jaw

B

The goat likes to eat bananas

C

The goat has big lips to eat more feed with

D

The bottom jaw is longer than the top jaw

What is the last thing you do after losing showmanship?

- **A.** Talk ugly to your pig for acting up.
- **B.** Talk ugly about the judge
- **C.** Gather your friends and congratulate the winner and thank the judge
- **D.** Throw a fit, kick, role around on the floor and act really stupid.

Remember someday will be your day and the greatest part of winning is be congratulated.

What do you do when you win showmanship?

- **A** Be happy, humble and thankful
- **B** Hug your friends, mom, dad, grandma, the pig, etc
- **C** Thank the judge, your 4H agent, your FFA teacher, and anyone else who helped you succeed.
- **D** All the above including enjoying the moment without bragging, boasting, or being un-tastefully swelled up.